


Gid Inisyasyon Rapid

Pou Siyen Antre ak Aplikasyon Mobil EVV a

PCA yo pral itilize Aplikasyon Mobil EVV a sou aparèy entelijan yo pou siyen antre ak soti nan chak orè travay.

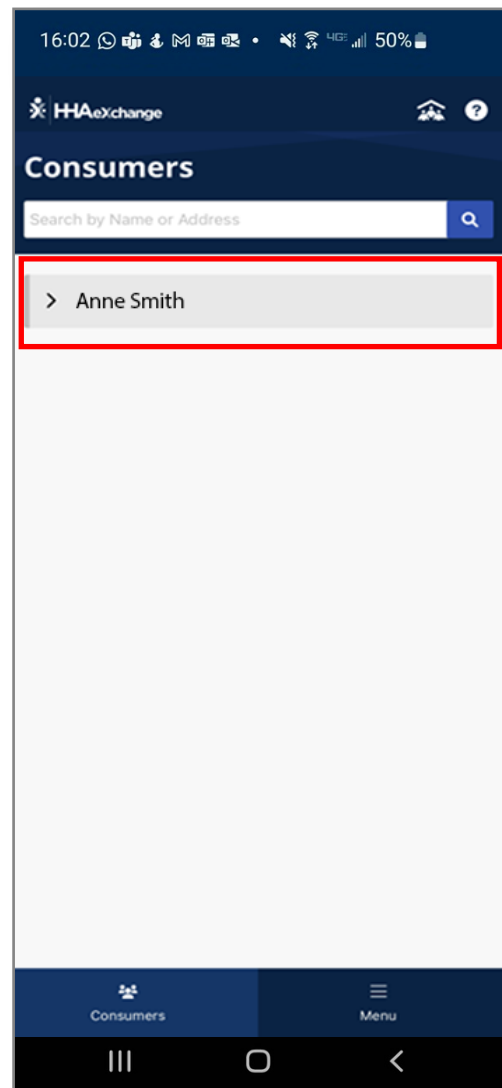
1 Etap 1 - Konekte

Nan kòmansman orè travay ou, tape sou ikòn lan pou ouvri Aplikasyon Mobil EVV a.



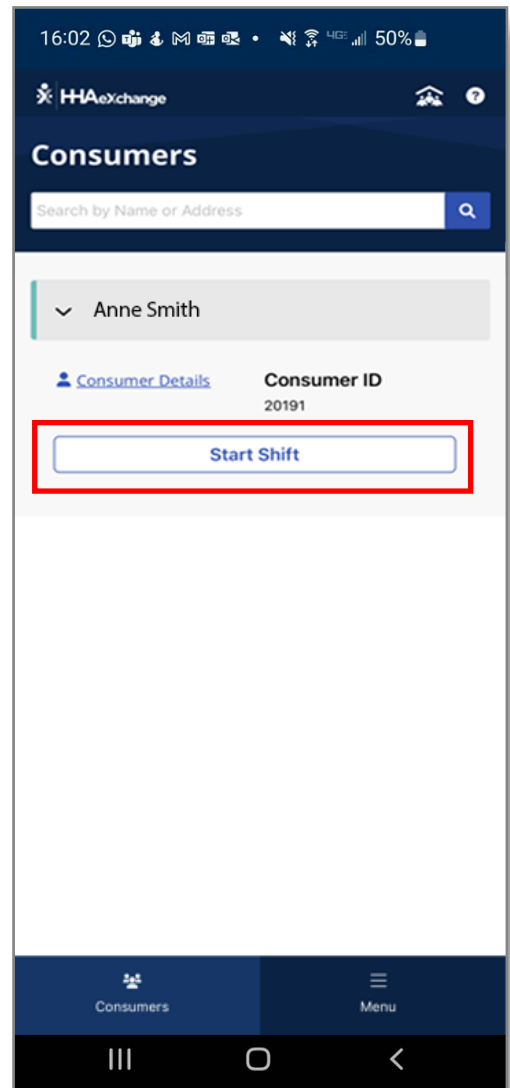
Aprè, konekte nan Aplikasyon Mobil EVV a.

Tape sou **non Konsomatè** wap travay ak li a.



2 Etap 2 - Kòmanse Lè Travay

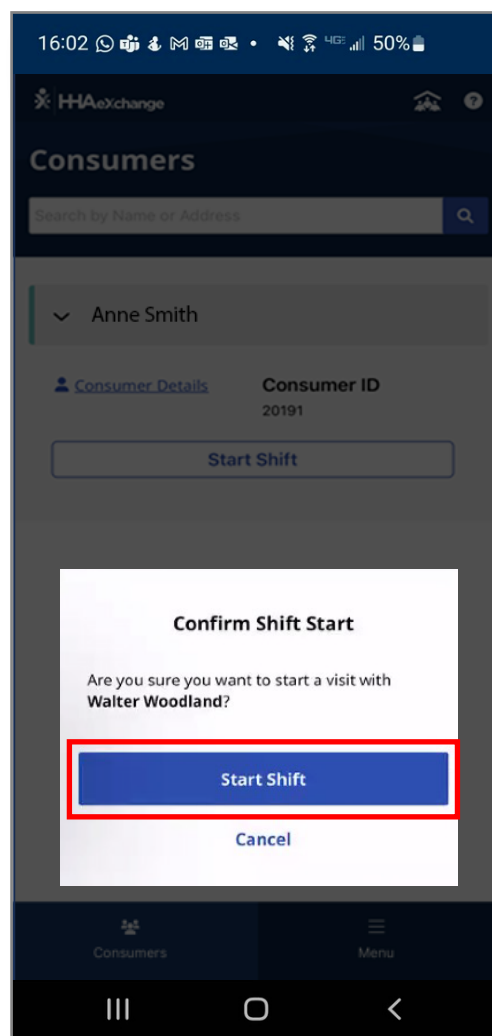
Tape sou bouton **Start Shift**
(Kòmanse Lè Travay la).



3

Etap 3 - Konfime Kòmansman Lè Travay la

Tape sou bouton **Start Shift** (Kòmansman Lè Travay) la ankò nan mesaj Confirm Shift Start (Konfime Lè Kòmansman Travay) la.



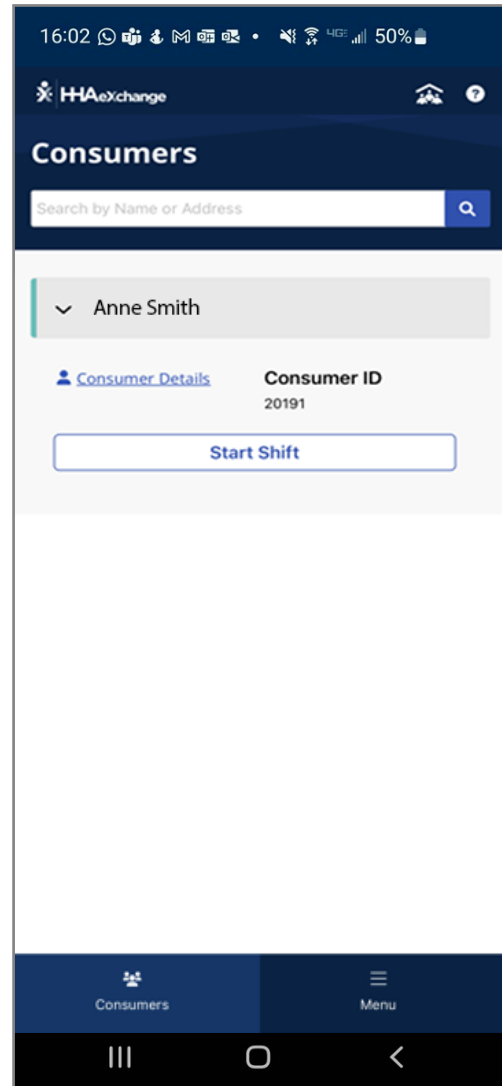
4

Etap 4 - Kòmanse Lè Travay Ou a

Lè Travay ou a kòmanse!

Ou kapab fèmen oswa minimize Aplikasyon Mobil EVV ou ap travay ladan ;a kounye a.

Si ou etèn telefòn ou pou nenpòt rezon, ou kapab limen li, epi siyen soti san pèdi lè travay ou a.



Ou kapab siyen antre nan lè travay yo ak Aplikasyon Mobil EVV a kounye a.