

快速入门指南

在 EVV 门户中更改密码

要在 EVV 门户中更改密码, 请按照以下步骤操作:

1 步骤 1 - 单击 Forgot Password (忘记密码)

进入 <https://ucp.hhaexchange.com/login> 的 EVV 门户登录页面。
单击 Log In (登录) 按钮上方的 **Forgot password (忘记密码)**。

Welcome to the new HHAeXchange login page. Please bookmark this page for future logins

HHAeXchange

Email / Username

Password

Forgot password?

Log In

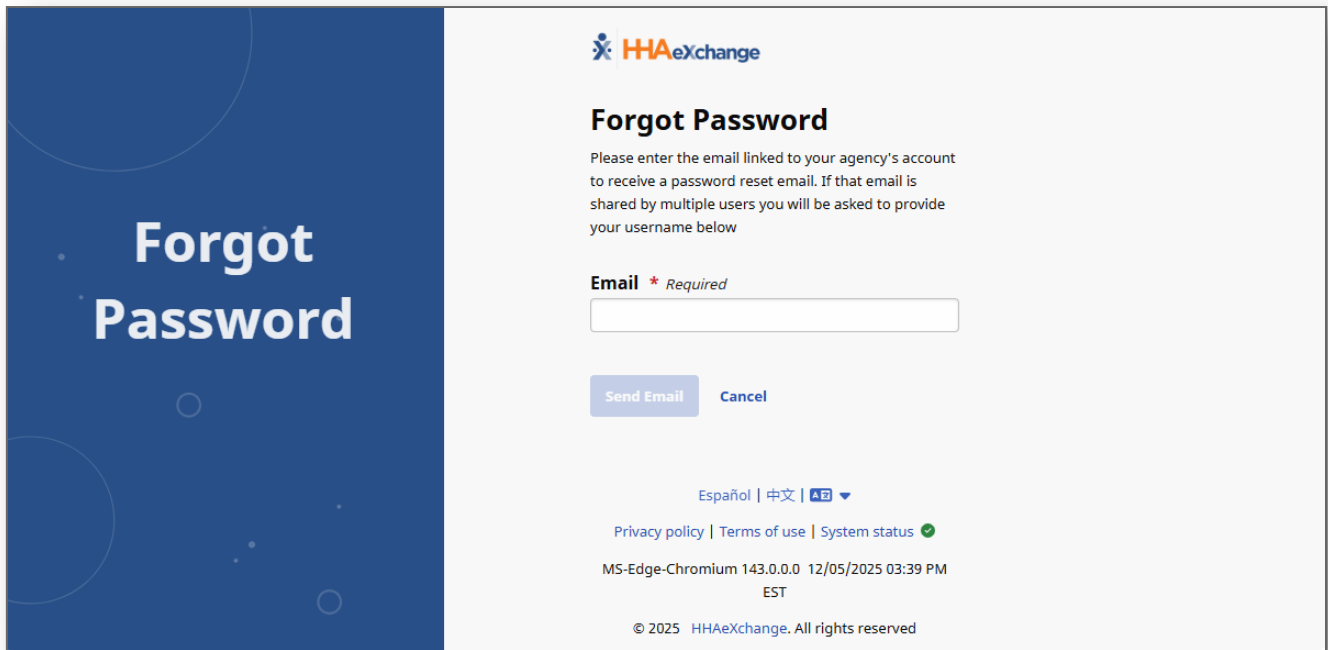
Español | 中文 | 英文

Privacy policy | Terms of use | System status

2

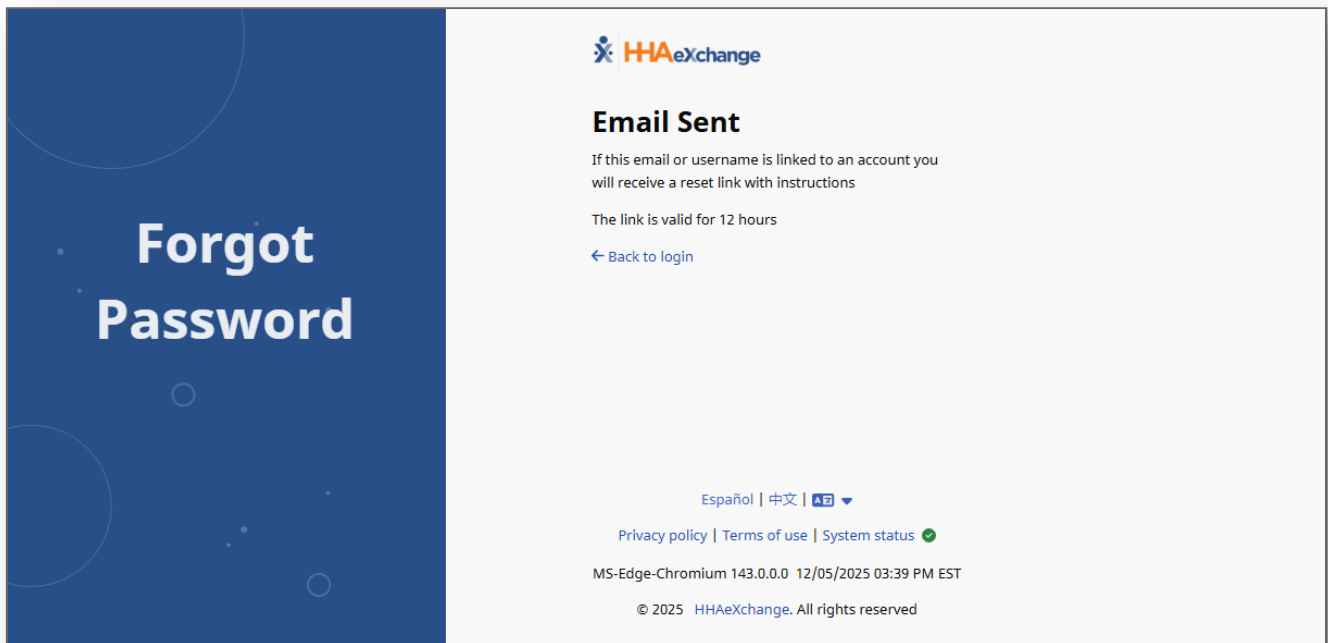
步骤 2 - 发送重置密码电子邮件

在 Email (电子邮件) 栏中输入您的电子邮件地址。单击 **Send Email (发送电子邮件)** 按钮。



The screenshot shows the 'Forgot Password' page for HHAExchange. On the left is a dark blue sidebar with the text 'Forgot Password' in white. The main content area is white and contains the HHAExchange logo at the top. Below the logo is the heading 'Forgot Password' and a paragraph of instructions: 'Please enter the email linked to your agency's account to receive a password reset email. If that email is shared by multiple users you will be asked to provide your username below'. There is an 'Email * Required' label above a text input field. Below the input field are two buttons: 'Send Email' and 'Cancel'. At the bottom of the page, there is a language selector showing 'Español | 中文 | 中文' with a dropdown arrow, followed by links for 'Privacy policy | Terms of use | System status' with a green checkmark. The footer includes the browser version 'MS-Edge-Chromium 143.0.0.0 12/05/2025 03:39 PM EST' and the copyright notice '© 2025 HHAExchange. All rights reserved'.

此时将显示 **Email Sent (邮件已发送)** 界面。

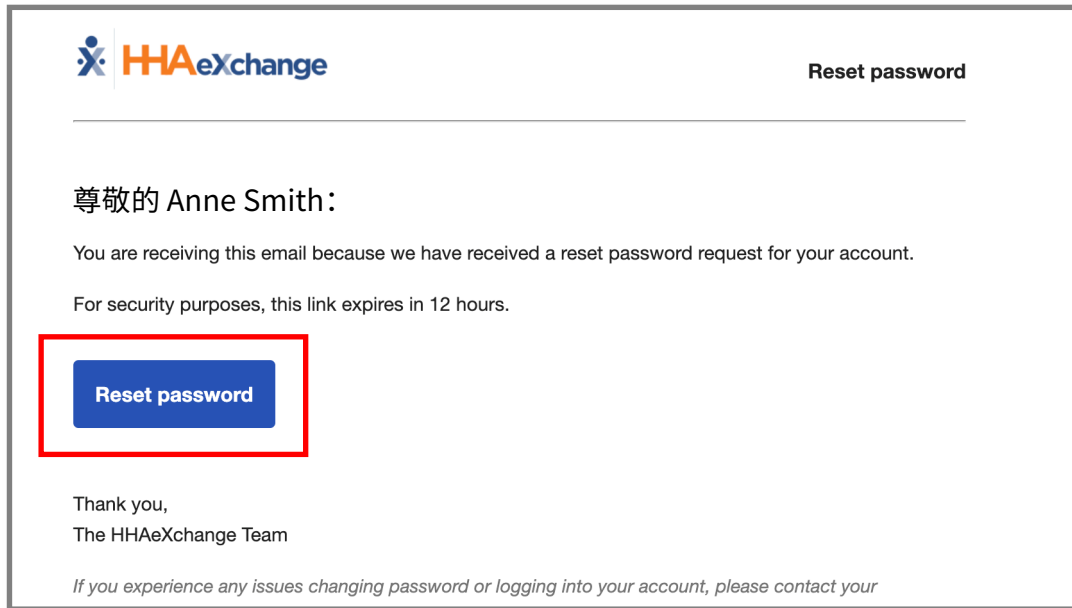


The screenshot shows the 'Email Sent' confirmation page for HHAExchange. On the left is a dark blue sidebar with the text 'Forgot Password' in white. The main content area is white and contains the HHAExchange logo at the top. Below the logo is the heading 'Email Sent' and a paragraph of instructions: 'If this email or username is linked to an account you will receive a reset link with instructions'. Below this is another paragraph: 'The link is valid for 12 hours'. There is a blue link with a left arrow: '← Back to login'. At the bottom of the page, there is a language selector showing 'Español | 中文 | 中文' with a dropdown arrow, followed by links for 'Privacy policy | Terms of use | System status' with a green checkmark. The footer includes the browser version 'MS-Edge-Chromium 143.0.0.0 12/05/2025 03:39 PM EST' and the copyright notice '© 2025 HHAExchange. All rights reserved'.

3

步骤 3 - 单击 Reset Password (重置密码)

重置密码电子邮件将发送到您的电子邮箱。
请打开邮件并单击 **Reset password (重置密码)** 按钮。



4

步骤 4 - 设置新密码

此时会弹出 Reset Password (重置密码) 窗口。在 **Password (密码)** 和 **Confirm Password (确认密码)** 栏中键入新密码。单击 **Reset Password (重置密码)**。

您的密码已更改！

注意：PCA 将在应用中使用相同的新密码。

HHAExchange

Reset Password


All fields are required..


Username
anne.smith0099@gmail.com

Password

Confirm password

Reset Password

Spanish | 中文 | 

[Privacy policy](#) | [Terms of use](#) | [System status](#) 

Your password must:

- Contain 8 - 64 characters in length.
- Not contain your username
- Not contain more than 3 repeated or sequential characters
- Not contain any of the following words: hhaexchange, qwerty, password.

通过上述步骤, 您现在可以在 EVV 门户中更改密码。