

Gid Inisyasyon Rapid

Kreye yon Kont EVV

Tout Kont EVV yo kreye nan Platfòm EVV a.

AVAN OU KÒMANSE PWOSESIS SA, TANPRI REMAKE:

Konsomatè yo, Mandatè yo ak Administratè Pwosedè yo ka konplete pwosesis sa a sou yon òdinatè, aparèy entèlijan, oswa tablèt.

PCA yo ta dwe konplete etap sa yo apati aparèy entèlijan y ap itilize pou EVV paske y ap telechaje aplikasyon mobil EVV la.

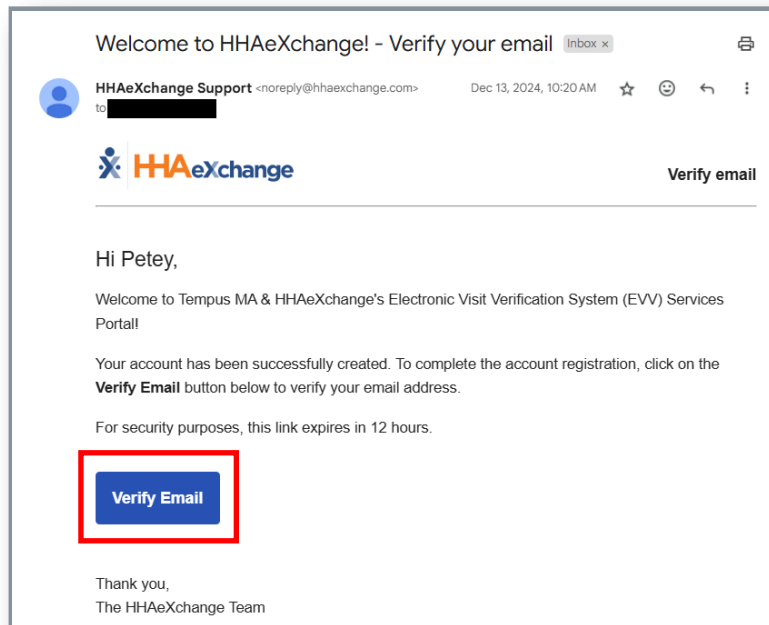
Ou dwe enskri pou yon kont EVV avan ou telechaje Aplikasyon Mobil EVV a.

1 Etap 1 - Ouvri Imèl Akèy la

Ou pral resevwa yon imèl akèy. Imèl la sanble ak sa ki anba a.


Soti nan: HHAeXchange Support <noreply@hhaexchange.com>
Liy sijè: “Byenvini nan HHAeXchange! - Verifeye imèl ou:”

Ouvri imèl la epi klike sou **Verify Email (Verifeye Imèl)**.



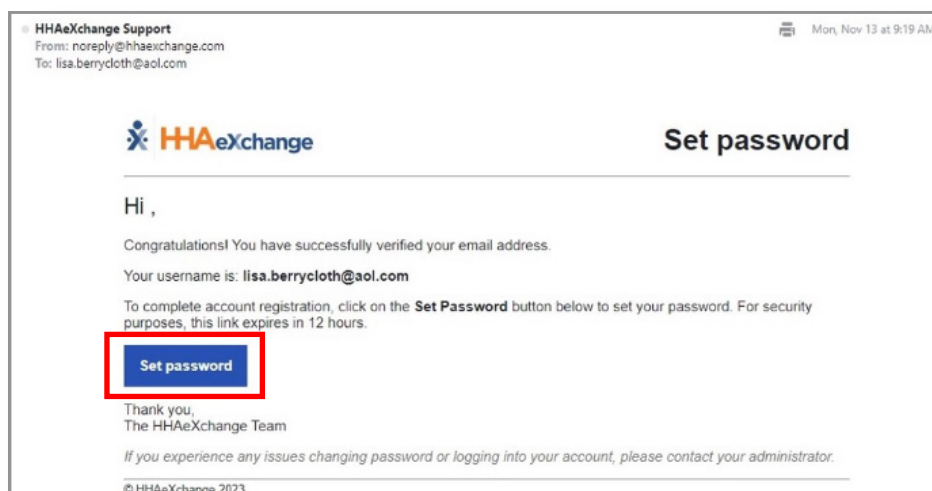
2 Etap 2 - Verifye Imèl la

Fenèt pou verifye imèl la pral parèt. Yon ti moman apre, ou pral resevwa yon lòt imèl ki gen tit **Set Password (Defini Modpas)**.



3 Etap 3 - Imèl pou Defini Modpas la

Ouvri imèl ki soti nan HHAExchange ak tit **Set password (Defini modpas)** la. Klike oswa Tape sou Bouton ble **Set Password (Defini Modpas)** la. Si lyen imèl ou a ekspire, gade Gid Inisyasyon Rapid “Kijan pou Kreye yon Kont EVV Lè Imèl ou Ekspire”.



4

Etap 4 - Save Password (Anrejistre Modpas)

Sa pral ouvri ekran **Save Password (Anrejistre Modpas)** la. Adrès imèl ou ap tou deja ranpli. Nan **Password (Modpas)**, tape nouvo modpas ou vle mete a. Apre, nan bwat **Confirm Password (Konfime Modpas)** la, tape modpas ou a ankò.

4:12 5Guc 72

haexchange.com

Save Password

Welcome to HHAeXchange! Please create your new password below.

Username

peterpca2+1000@gmail.com

Password

.....

i Your password must:

- Contain 8 - 64 characters in length.
- Not contain your username
- Not contain more than 3 repeated or equential characters
- Not contain any of the following words: hhaexchange, qwerty, password.

Confirm password

.....

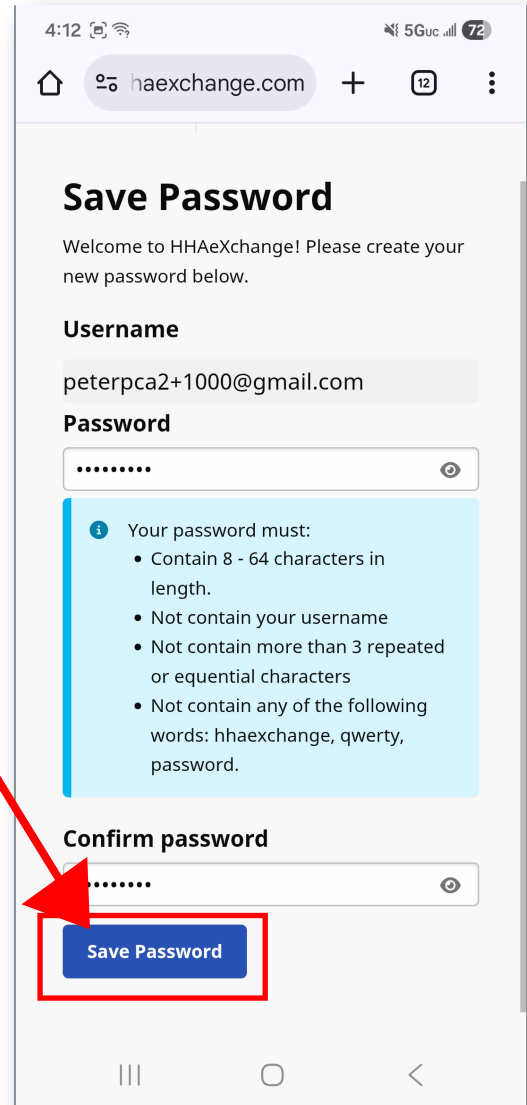
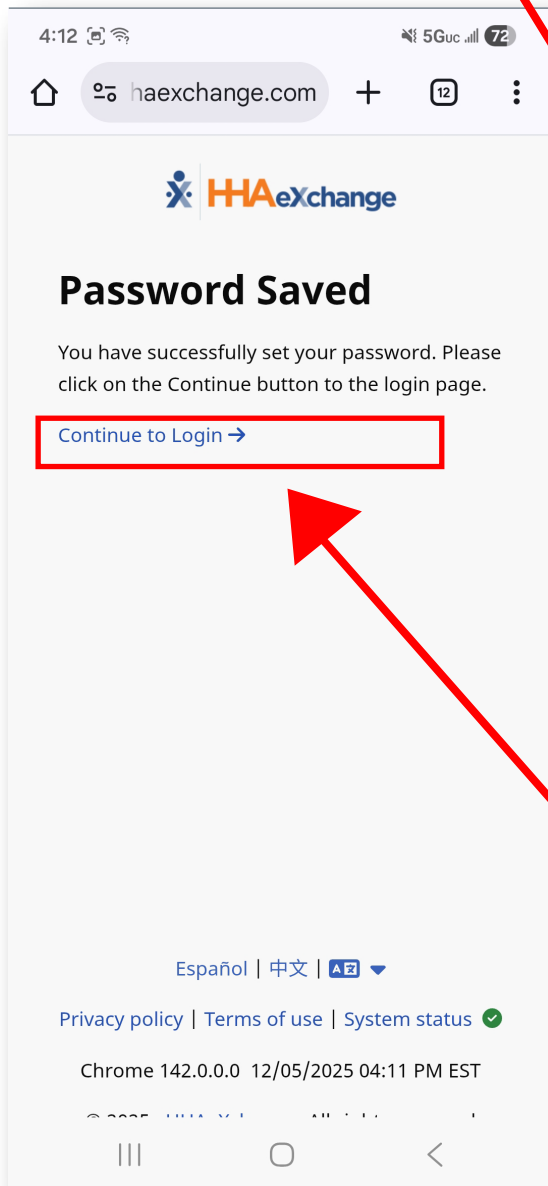
Save Password

Remake: modpas la dwe respekte egzijans ki nan bwat ble a.

5

Etap 5 - Anrejistre Modpas epi Kontinye Koneksyon

a. Klike sou bouton **Save Password (Anrejistre Modpas)** la.



b. Sa pral ouvri paj ki di **Modpas la Anrejistre** a ak yon lyen "Kontinye Koneksyon".

Klike sou **Continue (Kontinye)** pou lyen koneksyon an.

6

Etap 6 - Konekte avèk Imèl ak Modpas ou

Sa pral ouvri ekran **Koneksyon** nan Platfòm lan.

Antre imèl ou ak nouvo modpas ou. Apre sa, klike sou bouton **Log In (Konekte)** a.

Welcome to the new HHAExchange login page. Please bookmark this page for future logins

HHAExchange

Email / Username
peterpca2+1000@gmail.com

Password

[Forgot password?](#)

Log In

[Español](#) | [中文](#) | [中文](#) ▼

[Privacy policy](#) | [Terms of use](#) | [System status](#) ✓

7

Etap 7 - Verifye Enfòmasyon

Pou Konsomatè/PCA sèlman: Tape kat dènye chif Nimewo Sekirite Sosyal (SSN) ou epi Dat Nesans ou pou verifye idantite w. Apre klike sou bouton **Verify (Verifye)** a.

Pou Mandatè/Administratè Pwosedè sèlman: Tape nimewo telefòn prensipal ou ak nimewo idantite Konsomatè a pou verifye idantite w. Apre klike sou bouton **Verify (Verifye)** a.

Ou kreye kont EVV w la. Lyen pou verifye imèl ou a ap ekspire apre 12 èdtan. Si lyen an ekspire, ou kapab al gade nan Gid Inisyasyon Rapid “Kreye yon Kont ak Lyen ki Ekspire” pou plis detay.